
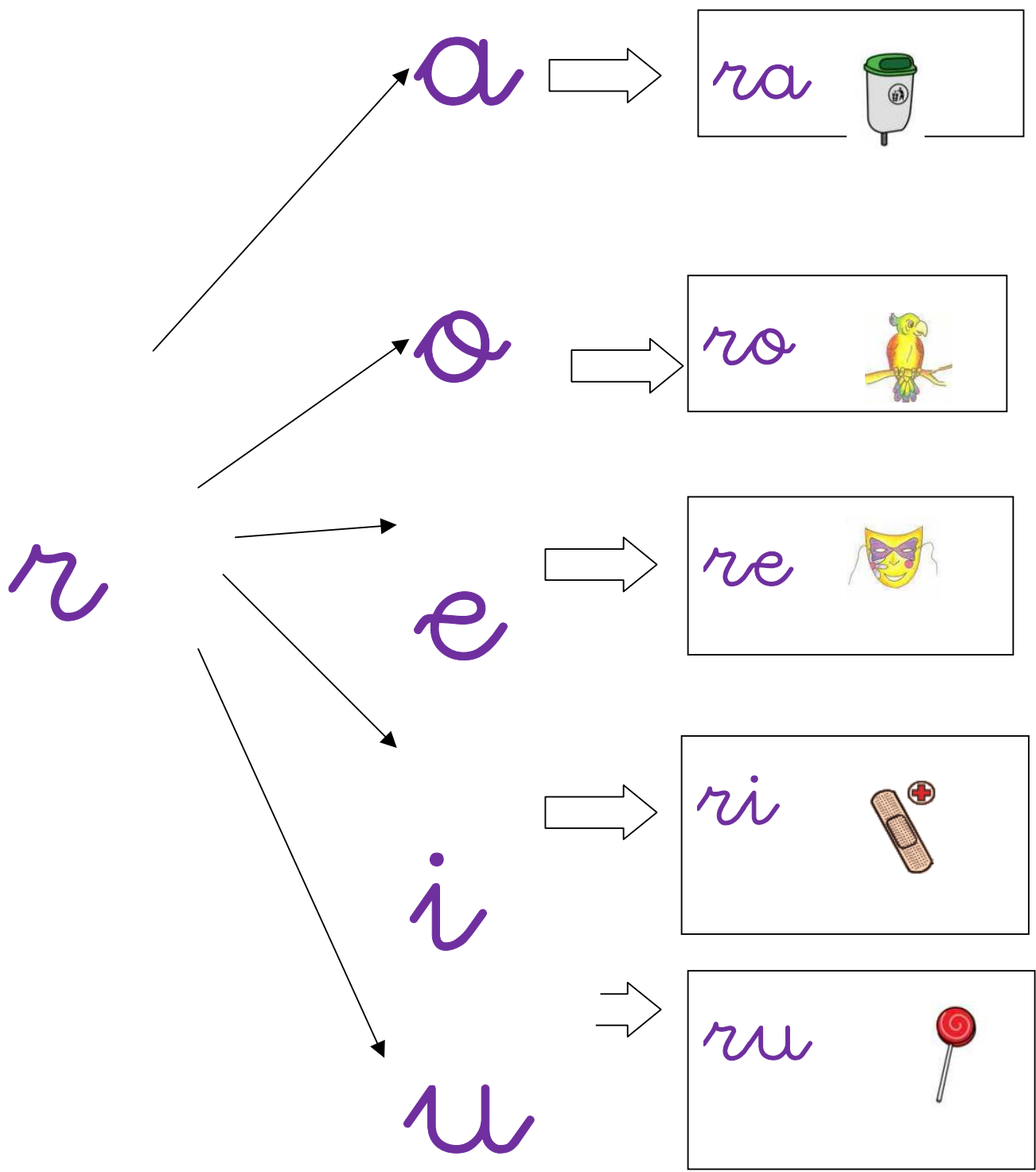


LEER



R r





ra. Rodear las iguales

| | | | |
|-----------|-----------|-----------|-----------|
| <i>ri</i> | <i>re</i> | <i>ri</i> | <i>ro</i> |
| <i>ro</i> | <i>ru</i> | <i>re</i> | <i>ri</i> |

ro. Rodear las iguales

| | | | |
|-----------|-----------|-----------|-----------|
| <i>ro</i> | <i>ru</i> | <i>re</i> | <i>ri</i> |
| <i>ra</i> | <i>ri</i> | <i>ro</i> | <i>ro</i> |

re. Rodear las iguales

| | | | |
|-----------|-----------|-----------|-----------|
| <i>ro</i> | <i>ru</i> | <i>re</i> | <i>ri</i> |
| <i>ra</i> | <i>ri</i> | <i>ro</i> | <i>ro</i> |

ri. Rodear las iguales

| | | | |
|-----------|-----------|-----------|-----------|
| <i>ri</i> | <i>re</i> | <i>ri</i> | <i>ro</i> |
| <i>ro</i> | <i>ru</i> | <i>re</i> | <i>ri</i> |

ru. Rodear las iguales

| | | | |
|-----------|-----------|-----------|-----------|
| <i>ro</i> | <i>ru</i> | <i>re</i> | <i>ri</i> |
| <i>ra</i> | <i>ri</i> | <i>ro</i> | <i>ro</i> |

Rodea las palabras que contenga r suave.



ESCRIBIR

Rodea las palabras que tienen una imagen en la actividad anterior.

PURO

LORO

ARO

PERA

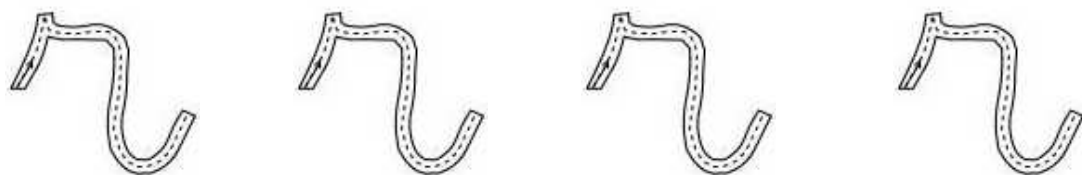
PIRULETA

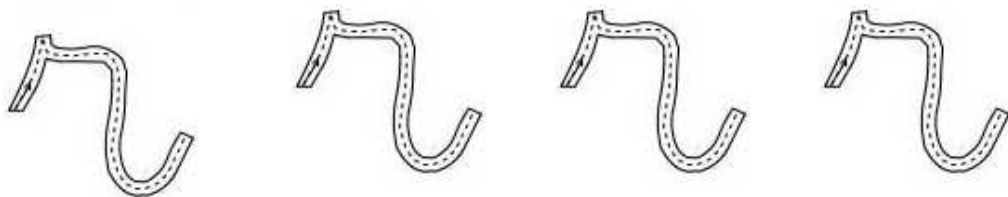
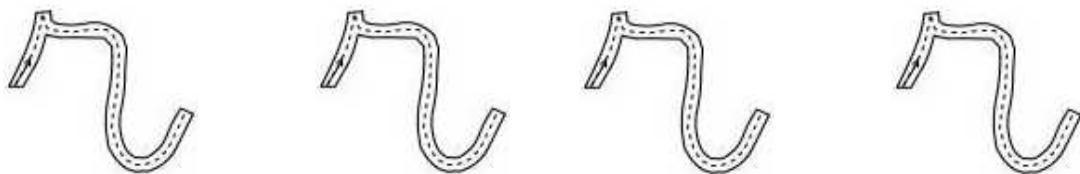

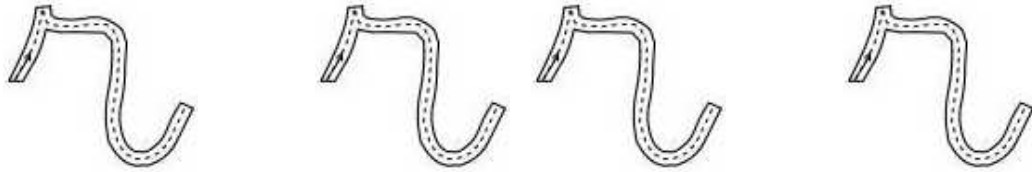

TESORO

LITERA

DINOSAURIO



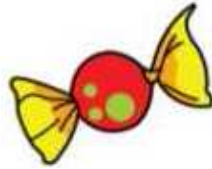
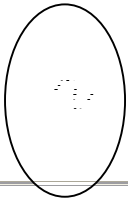
Repasa






Une con flechas.

| | | |
|----------|---|----------|
| tirita |  | PAPELERA |
| litera |  | ARO |
| marinero |  | MINERO |
| rama |  | LORO |
| tesoro |  | PIRULETA |
| madera |  | TIRITA |
| farola |  | LITERA |
| papelera |  | MARINERO |
| aro |  | RAMA |
| minero |  | TESORO |
| loro |  | MADERA |
| piruleta |  | FAROLA |



r r o r n r r o n o r n r o r n r o r
o n r n r



pera
 pe...
 per...
 p...ra
 r...a



loro
 lo...
 lor...
 l...o



tirita
 tirí...
 ti...ta
 tir...ta
 ti...a



piruleta
 ...ueta
 pi...leta
 pir...leta
 pi...ta



The worksheet is divided into two main sections. The left section features a large cursive letter 'r' on the left with five arrows pointing to the right, each leading to a pair of cursive letters: 'ra', 're', 'ri', 'ro', and 'ru'. Below this is a line drawing of a dog. The right section features a large cursive letter 'r' in the center with five arrows pointing to the left towards the cursive letters 'a', 'e', 'i', 'o', and 'u', and five arrows pointing to the right towards the cursive digraphs 'ar', 'er', 'ir', 'or', and 'ur'. Above this is another line drawing of a dog. The name 'José Alberto' is written at the bottom right of the page.